


# ORANGE SQUARE, PURPLE CIRCLE

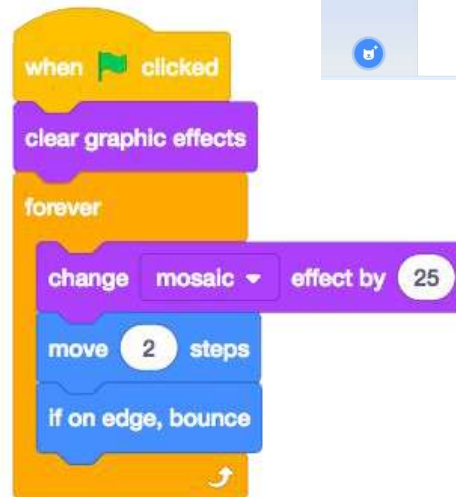
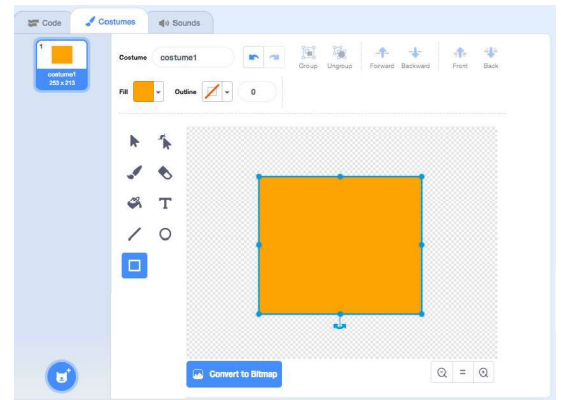
WHAT PROJECT CAN YOU CREATE  
THAT INCLUDES AN ORANGE  
SQUARE AND A PURPLE CIRCLE?

In this challenge, you'll create a project that includes an orange square and a purple circle. What will you create?



## START HERE

- Draw your sprites using the Paint Editor.
- Add different Looks and Motion blocks to bring your sprites to life.
- Repeat!



FEELING  
STUCK?

THAT'S OKAY! TRY THESE THINGS...

- Try brainstorming with a neighbor!
- Create a list of things you would like to try before you start building your project in Scratch!
- Explore other projects to see what others are doing in Scratch – this can be a great way to find inspiration!

## FINISHED?

- + Add your project to the Orange Square, Purple Circle Studio: <http://scratch.mit.edu/studios/475527>
- + Explore the difference between bitmap mode and vector mode, located at the bottom of the paint editor.
- + Challenge yourself to do more! Add another shape or color.
- + Swap projects with a partner and remix each other's creations.
- + Help a neighbor!